










Container Irrigation Systems

Over 25 years of pot & planter experience go into our water-smart technology. All our systems, whether automatic or hand-fill (manual), will help minimize maintenance costs and maximize water management in any container from any manufacturer.

DIAGRAM	NAME	DESCRIPTION	SIZES	TYPE	NOTES
	AutoFill Automatic Container Irrigation	Automatic container irrigation system for any application - uses automatic float valve to control watering.	For any container or small bed planting.	Modular Plant-In Place System	Requires no hand watering, needs water supply.
	AutoFill Hanging Basket Program	Irrigation systems for hanging baskets. Self-contained reservoirs can be either in-basket or on-pole.	For baskets between 14"-30"	Modular Plant-In Place System with external reservoir	Water efficient system allows for extended maintenance schedule.
	CWM Modular Container Irrigation System	Modular manual container irrigation. Use from 1 to 5 modules linked together to provide flexible solution for irregular or large pots.	From 24" and up. Fits any round, square or rectangular container	Modular Plant-In Place System	Use multiple systems for small planter bed applications.
	CWI Classic (CWC) Container Irrigation Insert	Manual container irrigation insert for tapered pots and planters. Uses vacuum/sensor system for precise moisture control.	For tapered pots from 18" to 36" dia.	Self-contained insert with drainage adapter	Extends maintenance up to 4x longer than hand watering.
	CWI Interior Container Irrigation Insert	Manual container irrigation insert for small and medium sized interior applications.	For containers 6" to 30" dia.	Self-contained insert	Extends maintenance up to 4x longer than hand watering.
	CWI Exterior Container Irrigation Insert	Manual container irrigation insert for small and medium sized exterior applications.	For containers 9" to 30" dia.	Self-contained insert with drainage adapter	Extends maintenance up to 4x longer than hand watering.
	CWI Accessories	Accessories and replacement parts for all CWI products	fits all CWI sizes	Parts & Accessories	Should typically be changed every 3-5 years
	CWF Flower Bowl Container Irrigation Insert	Manual container irrigation insert for low bowls and pots. Uses vacuum/sensor system for precise moisture control.	Bowls as shallow as 6", 18" to 36" Inside Dia.	Self-contained insert with drainage adapter	Extends maintenance up to 4x longer than hand watering.
	CWS Container Irrigation Planter Liners	Double-walled liners with container irrigation for low-maintenance applications, planter walls and assembled planters	24" to 72" long, 8" to 32" wide, to 17" deep	Unibody leakproof liner	Typically with overflow drains for exterior application.