




CARE AND MAINTENANCE FOR YOUR METAL PRODUCTS

Congratulations on your new Planter Designs metal product. To ensure a life-long and scratch-free gloss and shine to the metal surface, proper maintenance must Be followed.


Unless otherwise specified, all our solid Brass and bare metal products are clear coated with a water-proof finish designed to give the surface a long lasting gorgeous color and protective shine.

No major maintenance is required. To preserve the finish, wipe products down with a soft, scratch-free, damp linen cloth. Do not use any polish on the lacquer finish. If a product is specified *without* any coating, you may follow the directions below on maintenance and preservation. **ATTENTION:** *Never use scour pads (such as 3M Scotch Brite) on any products – this will destroy the finish. Always keep your products covered if stored in weather elements unless specified for outdoor use.*



Genuine solid Brass

Brass has been a common metal since the nineteenth century. It is a warm but relatively high maintenance finish, requiring frequent polishing (if unfinished) to preserve its shine. Even with constant polishing, unprotected brass will tarnish over time. If your brass product is unfinished, clean using a mild soap and warm water. To polish, use a soft dry cloth and Brasso cleaner (or other equivalent brass cleaner). Buff with a soft towel.




Genuine copper

Copper has the polished appearance of a freshly minted penny. Like brass, unprotected copper will tarnish in time. If your product is unlacquered, use a soft dry cloth and Brasso cleaner (or other equivalent copper cleaner). Buff with a soft towel.



Genuine Bronze

Bronze is a weather resistant alloy which needs minimum care to maintain its shine and beauty. For unlacquered bronze, use a soft dry cloth and Walter solution, as needed.



Genuine solid stainless steel

Stainless steel is the most sought after metal at Planter Designs, It is a combination of steel alloy, chromium and other elements.

Stainless steel has a silver like shine however the appearance can dull over time, so proper maintenance and care is required. If your product is without our clear-coat lacquer, use a solution specifically designed for stainless steel. Water, Gloss or Flitz will work just fine. It will often come in a spray or cream. Rub gently with a soft dry cloth until you are satisfied with the shine. Buff with a soft towel.

Avoid any harsh chemicals or abrasives.



PLANTING IN YOUR SOLID BRASS OR METAL PLANTER!

Nothing is more beautiful than a lush plant or tree set into a classic, solid brass, Copper, Bronze or stainless steel plant container.

Remember, that these hand-made planters are not designed to have direct planting (loose dirt) in them unless a good quality liner, like our sprayed in fiberglass liner is used. The soil, water and planting chemicals can eat away at the metal over time and cause a leak, as well as damage to your planter investment. If no liner was included in your planter, use a heavy duty trash bag and a saucer under the (plastic) grow pot that is then set into the decorative metal planter. A nice ground covering of something like Spanish moss or bark will finish it off nicely and hide the liner, pot, Etc.

With proper care your Beautiful solid brass planters should last for generations. A little wear just adds to the patina.